

BLAST CELL DOORS

Manually operated closure for loading and unloading blast cells. Composed of durable vinyl material. Insulated with special bubble foil. Very efficient, easy to operate and maintain.



INDUSTRIAL CURTAINS

Create room dividers and temporary walls that allow mobility while avoiding the cost of permanent walls.



STRIP DOORS

PVC Strip Doors that come in a variety of different materials and thicknesses suited to your needs.



DOCK SEALS


Composed of vinyl covered foam pads. Creates a positive seal at the loading dock during material handling. Reduces the escape of heated or cooled air.



DOOR JAMBS

Structural Steel Tubing & C-Channel

Frames are three piece with brackets for floor attachment. Pre-drilled and tapped for hardware.



ENERGY DOOR

R25 • Vapor Barrier
Triple pane gas filled window



AIR CURTAINS

Helps control the atmosphere by separating temperatures. It prevents insects from entering.




INSULATED DOORS

Stainless steel and white metal doors in-plant food processing.

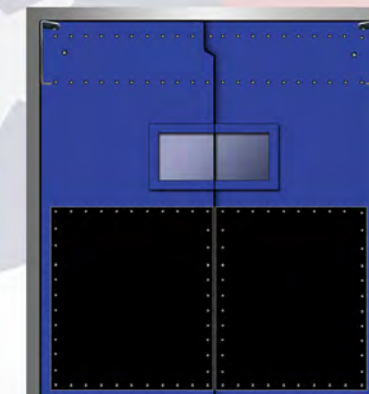


CAFE DOORS

Self closing double acting traffic doors, constructed with various materials. Multiple designs and laminates available to suit any need.



National ACCESS DESIGN LLC



Serving the Food Processing, Restaurant,
Retail, Industrial, Cold Storage
and Material Handling Industries.



513•351•3400

NationalAccessDesign.com

National Access Design, LLC is a woman owned business.

Double Acting Traffic Doors ★ Divider Curtains ★ Strip Doors ★ Dock Seals

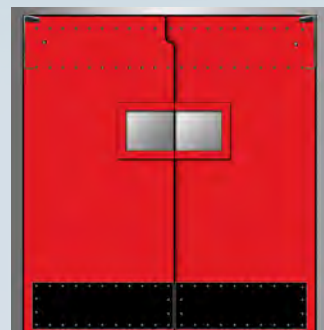
Traffic Doors • FRP Doors • Cold Storage Doors • Dock Levelers
Dock Seals • Air Curtains • Strip Doors • Industrial Curtains

Sales@NationalAccessDesign.com
1924 Losantiville Avenue • Cincinnati, Ohio 45237




FLEXIBLE

TOP MOUNTED GRAVITY ACTIVATED STAINLESS STEEL HINGES



MODEL 500: 1 Ply Vinyl Coated Nylon
12" High Impact Plates
Light Duty

MODEL 1000: 2 Ply Vinyl Coated Nylon
12" High Impact Plates
Medium Duty



MODEL 750: 1 Ply Vinyl Coated Nylon
48" High Impact Plates
Medium Duty

MODEL 1500: 2 Ply Vinyl Coated Nylon
48" High Impact Plates
Heavy Duty



MODEL 1200
2 Ply Belting Material
Heavy Duty



MODEL 2000
1 Ply .080 or .120 Clear PVC
Light Duty



MODEL 2200
.160 Clear PVC
48" High Impact Plates
Medium Duty



MODEL 2400
High Visibility .275 Clear PVC
Medium Duty



MODEL 2600
High Visibility .375 Clear PVC
Optional Abuse Plates
Heavy Duty

RIGID

GS or V-CAM TYPE HINGES



MODEL 5000
Available in SS or Laminate
Thickness .063
Aluminum Sheet
Light Duty



MODEL 6000
Thickness 1/4"
ABS Plastic
Medium Duty




MODEL 7000
Thickness 1/2"
High Density Polyethylene
Medium Duty



MODEL 8000 or 8000V
Thickness 1 3/4"
Structural PVC Frame
High Impact Plastic Facing



MODEL 8500
Thickness 1 3/4"
Structural PVC Frame
with Aluminum Spine
High Impact Plastic Facing



MODEL 9100 or 9100V
Thickness 1"
Structural Aluminum Frame
High Impact Plastic Facing



MODEL 9500
Thickness 1 3/4"
Structural Aluminum Frame
High Impact Plastic Facing




MODEL 9000 or 9000V
Thickness 1"
High Impact Plastic Facing
Medium Duty



MODEL 9000SS
Thickness 1"
Stainless Steel
Medium Duty



MODEL 9000HPL
Thickness 1"
High Pressure Laminate
Medium Duty



MODEL 9000ALC
Thickness 1"
Aluminum with Stainless Steel
Medium Duty